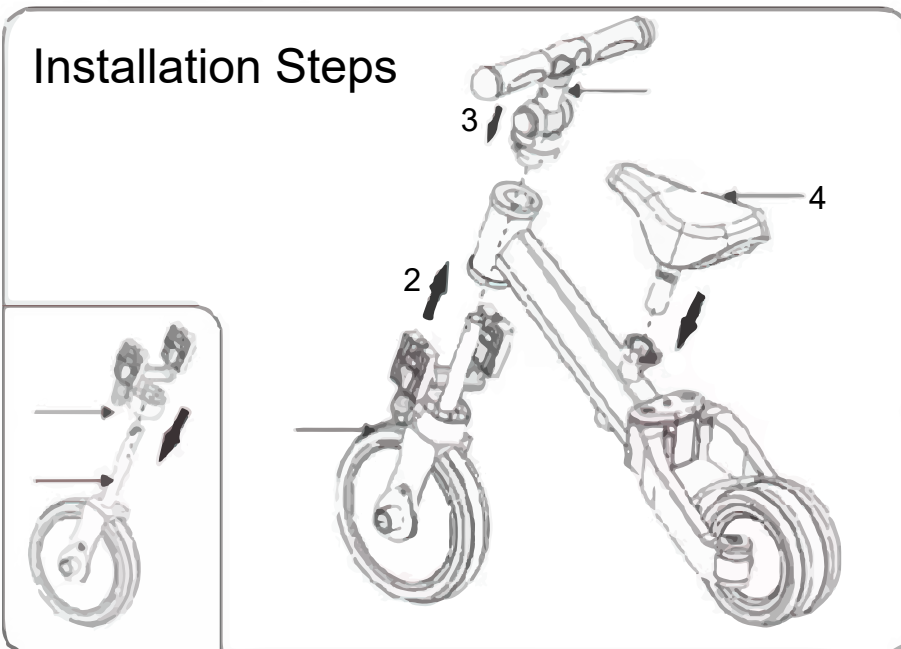
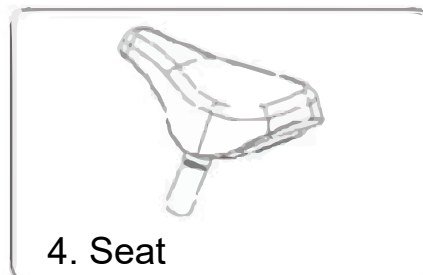
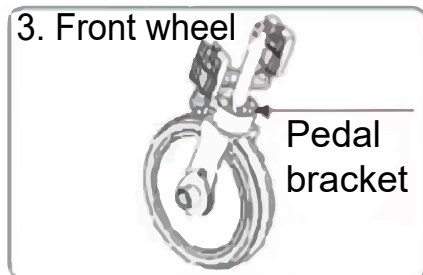
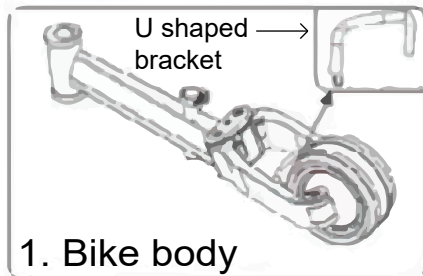




The Bike Parts




1. Put the foot pedal's bracket into the front wheel shaft orientating the 2 raised sections on the bracket into the divots on the wheel shaft.
2. Install the head tube caps, small hole at the bottom and large hole at the top with the cut out sections towards the rear. Insert the front-wheel shaft into the head tube.
3. Install the handle bars on the wheel shaft, place the nut from the fixing in the nut shaped hole on the handle bars and secure from the opposite side with the bolt. Adjust angle of the bars
4. Install the seat shaft, rotate and tighten to fix the seat using an allen key to tighten firmly.

To Change Mode



5. Insert the pedals into the front wheel and you are ready to go!



WARNING : Choking hazard - contains small assembly components with functional sharp points and edges. For the safety of kids do not leave parts of the packaging (plastic bags, blisters, boxes, styrofoam etc.) freely available. Risk of suffocation

WARNING : Requires adult assembly only. Use only under adult supervision.

WARNING :Maximum weight 20kg. Always wear an approved safety helmet, knee and elbow pads when riding. This product is not designed for road use, nor permitted for use on public roads or highways. Please remove all packaging attachments before giving this toy to a child. Adults should check regularly to ensure the item is assembled correctly to prevent collapsing during use.

Warning and Notice:

1. This trike is only suitable for children aged 36-60 months old.
2. An adult must read these instructions carefully before use, otherwise it might compromise the child's safety.
3. Please retain this instruction sheet permanently for future reference.
4. This trike should not be used near fire, heat, or water.
5. Assembly should be done by an adult.
6. Adult supervision is required when using this trike.
7. Not to be used on the street or roadway.
8. Maximum weight limit is 20kg.
9. Please ensure the safety lock is installed correctly for each use.

Warning and Maintenance:

1. Inspect the safety lock prior to each use.
2. Do not ride the trike in any extreme weather conditions.
3. *The rider should wear a helmet and protective gear when using the trike.*

MULTI TRIKE INSTRUCTIONS & SAFETY MANUAL



Scan the QR Code to check out the instruction video!